



NIEUWE BOEKEN/NEW BOOKS


R.A. Bank

CECALUPO, A. (2005): Elenco della Famiglia Cerithiidae FÉRUSSAC, 1822 (Prosobranchia). Nomenclatura delle specie conosciute o poco note e relativa revisione sistematica. Fossili e attuali. Volume 1. – Quaderni della Civica Stazione Idrobiologica di Milano, 26 [2004]: 1-363 (including 54 plates).

CECALUPO, A. (2006): Elenco della Famiglia Cerithiidae FÉRUSSAC, 1822 (Prosobranchia). Nomenclatura delle specie conosciute o poco note e relativa revisione sistematica. Attuali. Volume 2. – Quaderni della Civica Stazione Idrobiologica di Milano, 27 [2004]: 1-373 (including plates 55-94).




DANCE, S.P. (2005): Out of my shell. A diversion for shell lovers. – Sabel Island, Florida (C-Shells-3, Inc.): 212 pp. [ISBN 0-9769567-0-5].



DRIESSEN-VAN HET REVE, J.J. (2006): De Kunstkamera van PETER DE GROTE. De Hollandse inbreng, gereconstrueerd uit brieven van ALBERT SEBA en JOHANN DANIEL SCHUMACHER uit de jaren 1711-1752. – Amsterdamse Historische Reeks (Grote Serie, Deel 34). Hilversum (Uitgeverij Verloren): 350 pp. [ISBN 90-6550-927-5].

Onlangs is in Sint-Petersburg de briefwisseling teruggevonden van de Amsterdamse apotheker ALBERT SEBA met de lijfarts en de bibliothecaris van tsaar PETER DE GROTE. De brieven leveren een schat aan gegevens over de verkoop van de collecties naturalia van SEBA en anatomische preparaten van FREDERICK RUYSCHE, voor de huisvesting waarvan

de tsaar de beroemde "Kunstkamera" liet bouwen.



EGOROV, R. (2006): Treasure of Russian shells. Supplement 4. Illustrated catalogue with selected identification keys of the recent fresh- and brackish-water pectinibranch molluscs (Gastropoda: Pectinibranchia) of Russia and adjacent regions. – Moscow: 88 pp. [ISSN 1025-2517].


FRANK, C. (2006): Plio-pleistocene and holocene Mollusken Österreichs. – Wien (Österreichische Akademie der Wissenschaften): I-XV, 1-395 (Teil 1); I-XV, 397-860 (including 62 plates). [ISBN-13: 978-3-7001-3674-3].

In diesem Buch wird versucht, nicht nur eine umfassende Darstellung der aus plio-pleistozänen und holozänen Fundstellen Österreichs bekannten Molluskenarten zu bieten, sondern auch viel an neuer Fachliteratur einzuarbeiten. Im systematisch-taxonomischen Teil wird jede Art hinsichtlich ihrer Morphologie, Ökologie und bis dato bekannten rezenten und quartären Verbreitung genau beschrieben; dazu noch ergänzt durch einen reichen Abbildungsteil und Verbreitungskarten.

GERLACH, J. (2006): Terrestrial and freshwater Mollusca of the Seychelles islands. – Leiden (BACKHUYS Publishers): 141 pp. (including 24 plates). [ISBN 90-5782-176-1].

There are 89 terrestrial and freshwater mollusc species recorded from Seychelles. The Seychelles islands comprise 155 islands in the western Indian Ocean. The first mollusc recorded from Seychelles was *Stygodonta unidentata*, named as *Helix unidentata* by CHEMNITZ in 1795. Comprehensive surveys of all islands were undertaken as part of the Indian Ocean Biodiversity Assessment 2000-2005 which provides the basis for the present publication. The Seychelles form two main groups: the northern granitic islands and the southern, coralline islands. The southern islands have limited habitat variation and correspondingly low species diversity. The


granitic islands are the remnants of the Seychelles microcontinent which was isolated following the break-up of Gondwanaland 65-100 million years ago. The terrestrial and freshwater mollusc fauna of these islands includes a high proportion of ancient endemic



taxa. All species are illustrated (shell and often also the anatomy) and distribution maps are provided. For each endemic species the type material is listed and the conservation status is discussed using the IUCN Red List criteria.


GRIFFITHS, O.L. & V.F.B. FLORENS (2006): A field guide to the non-marine molluscs of the Mascarene Islands (Mauritius, Rodrigues and Réunion) and the northern dependencies of Mauritius. – Mauritius (Bioculture Press): XV + 185 pp. [ISBN 99949-22-05-X].

The guide covers 250 species, providing distribution and status data, descriptions of the shells and animals, and additional information regarding varieties and synonyms. The descriptions concentrate on the most relevant points for quick and accurate identification. Over 270 original illustrations identify the species in meticulous detail.



The introductory chapter on molluscs includes figures illustrating shell shape, shell features and terminology, identifying the key terms used throughout the guide. The book also gives an up-to-date summary of the taxonomy and conservation status of the non-marine molluscs of the area. Other features include distribution maps for native and endemic terrestrial molluscs, keys to two of the more difficult taxa and a table identifying the geographic distribution of species.

JORINCK, E. (2006): *Het Boeck der Natuere. Nederlandse geleerden en de wonderen van Gods Schepping 1575-1715*. – Leiden (Primavera Pers): 510 pp. [ISBN 90-5997-027-6]



Zeventiende-eeuwse Nederlandse geleerden die de natuur bestudeerden, deden dat vaak in eerste instantie om nader tot de Heer te komen. In deze studie beschrijft Eric Jorinck de enorme invloed die deze geesteshouding aanvankelijk had, en hoe deze in de loop van de eeuw veranderde. Het "Boeck der Natuere" biedt een nieuw perspectief op de vroegmoderne Nederlandse wetenschappelijke cultuur, en levert een bijdrage aan de nog steeds actuele discussies over de relatie tussen geloof en natuurwetenschappen.


METCALFE-SMITH, J., A. MACKENZIE, I. CARMICHAEL & D. MCGOLDRICK (2005): *Photo field guide to the freshwater mussels of Ontario*. – St. Thomas (St. Thomas Field Naturalist Club Incorporated): 60 pp. [ISBN 0-97233179-2-2].

PANHA, S. & J.B. BURCH (2005): *An introduction to the microsnails of Thailand*. – *Malacological Review*, 37/38: iv + 155 pp. [ISSN 0076-3004].

SIMONE, L.R.L. (2006): *Land and freshwater molluscs of Brazil*. – São Paulo (EGB/FAPE-SP): 390 pp. [ISBN 85-906670-0-6].

SCHILEYKO, A.A. (2006): *Treatise on recent terrestrial pulmonate molluscs. Part 13. Heli-*


cidae, Pleurodontidae, Polygyridae, Ammonitellidae, Oreohelicidae, Thysanophoridae. – *Ruthenica*, Supplement 2: 1765-1906. Moskva. [ISSN 0136-0027].



STURM, C.F., T.A. PEARCE & A. VALDÉS (eds.) (2006): *The mollusks. A guide to their study, collection, and preservation*. – Los Angeles/Pittsburgh (American Malacological Society): xii + 445 pp. [ISBN 1-58112-930-0].

VERDCOURT, B. (2006): *A revised list of the non-marine Mollusca of East Africa (Kenya, Uganda and Tanzania, excluding Lake Malawi)*. – Maidenhead (VERDCOURT): 75 pp. [ISBN 0-9531006-2-6].

WATTERS, G.T. (2006): *The Caribbean land snail family Annulariidae: A revision of the higher taxa and a catalog of the species*. – Leiden (BACKHUYS Publishers): 557 + 4 pp. [ISBN 90-5782-155-9].



The family Annulariidae is one of the largest groups of Recent terrestrial snails, yet occupies a relatively narrow geographic range (mainly the Caribbean region). Few other groups of snails have undergone such an adaptive explosion in the Caribbean region, or anywhere else on earth. Nearly 1,400 nominal taxa have been described in this family; about 700 valid species and subspecies are now recognized. Little has been written about the family in the past 50 years. What is offered in this work is a revision of the higher taxa; considerable changes have been made. A catalog is provided to all published names with an indication on their systematic position according to the new scheme offered in the work. The book should not be considered a revision or monograph at the species level.

ZETTLER, M.L. & P. GLÖER (2006): *Zur Ökologie und Morphologie der Sphaeriidae der Norddeutschen Tiefebene*. – *Heldia*, 6 (Sonderheft 8): 1-61, pl. 1-18. München. [ISSN 0932-4143].

ZETTLER, M.L., U. JUEG, H. MENZEL-HARLOFF, U. GÖLLNITZ, S. PETRICK, E. WEBER & R. SEEMANN (2006): *Die Land- und Süßwassermollusken Mecklenburg-Vorpommerns*. – Schwerin (Obotritendruck): 318 pp. [ISBN 3-933781-52-3].

